

## Hauptständer BMW F 650 GS '08 – Centre Stand BMW F 650 GS '08 –

### Montagehinweise

Alle vom Motorrad gelösten Schrauben sind gemäß Herstellerangaben wieder zu montieren, oder mit von SW-MOTECH gelieferten Schrauben zu ersetzen. Falls nicht anderweitig definiert, diese Schrauben nach Tabelle anziehen.

**M10 46 Nm**

Gegebenenfalls Schrauben mit flüssiger Schraubensicherung einkleben.

Prüfen Sie nach 50 km alle Verbindungen auf festen Sitz.

Die Kurvenfreiheit kann durch einen Hauptständer eingeschränkt werden.

### Mounting Instruction

Centerstand cornering clearance: SW-MOTECH centerstands are carefully designed and tested to eliminate reductions in cornering clearance and ground clearance under most driving conditions on an unmodified stock motorcycle, and are certified to be compliant with European ABE safety standards. Use of any centerstand may reduce cornering clearance or ground clearance under extreme driving situations.

SW-MOTECH products should be installed by a qualified, experienced motorcycle technician. If you are unsure of your ability to properly install a product, please have the product installed by your local motorcycle dealer. SW-MOTECH takes no responsibility for damages caused by improper installation.

All screws, bolts and nuts, including all replacement hardware provided by SW-MOTECH, should be tightened to the torque specified in the OEM maintenance manual for your motorcycle. If no torque specifications are provided in the OEM maintenance manual, the following torques may be used:

**M10 46 Nm**

All screws, bolts and nuts should be checked after driving the first 50 km to ensure that all are tightened to the proper torque.

Medium strength liquid thread-locker (i.e., "Loctite") should be used to secure all screws, bolts and nuts.






**! Achtung: Die Kurven- und Bodenfreiheit kann durch einen Hauptständer eingeschränkt werden.**

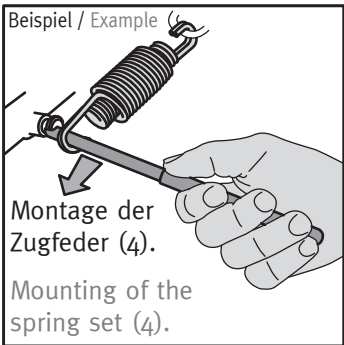
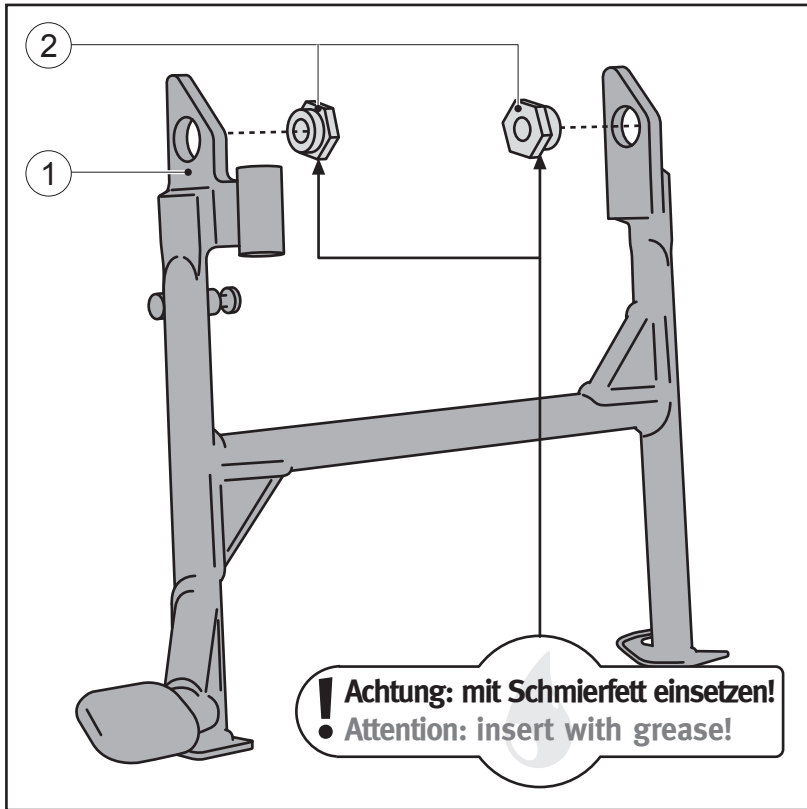
**Attention: Cornering and ground clearance can be reduce by using a centre stand.**

SW-MOTECH GmbH & Co. KG  
Bahnhofstrasse 44d  
35282 Rauschenberg  
-Germany-

Tel.: ++ 49 (0) 6425 816 800  
Fax: ++ 49 (0) 6425 816 810

www.sw-motech.com

<p>1 Hauptständer Centre Stand</p>  <p>HPS.07.470.900 Anzahl/ Pcs. 1</p>	<p>5 Gummianschlag Rubber Element</p>  <p>HPS.00.003.016 01 Anzahl/ Pcs. 1</p>
<p>2 Gelenkbuchse Bushing with Thread</p>  <p>HPS.07.470.001 02 Anzahl/ Pcs. 2</p>	
<p>3 Senkkopfschraube Countersunk Screw</p>  <p>M10 x 25 DIN 7991 Anzahl/ Pcs. 2</p>	
<p>4 Zugfedersatz Spring Set</p>  <p>ZFD.00.150.008 Anzahl/ Pcs. 1</p>	



**INFORMATION** Zugfeder-Montagewerkzeug (WFF.00.138.100) separat erhältlich.  
 Spring mounting tool (WFF.00.138.100) sold separately.

**SW-MOTECH**  
 engineering for motorbikes  
 HPS.07.470.100

